

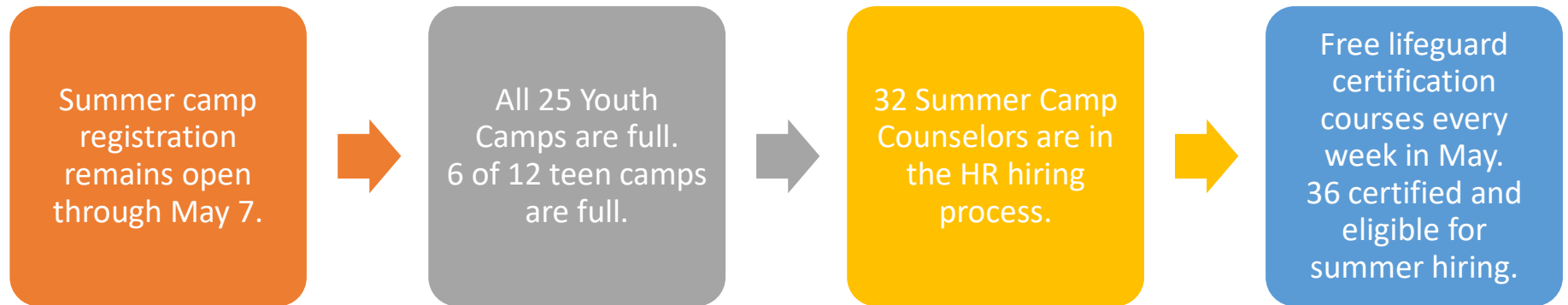


CEO Presentation

Presented by: Larry Barabino, Jr.

Tuesday, May 5, 2026

CEO Updates



CEO Updates

Water safety campaign in partnership with the New Orleans Health Department throughout May.



CEO Updates

NORD rec centers will shift to Summer hours beginning June 1.



Facilities will be open 4pm – 9pm.
Desire Florida will continue regular hours.



NORD Baseball and Softball season begins May 9.

CEO Updates

Facilities and Maintenance continue preparing seasonal pools and managing systemwide projects.



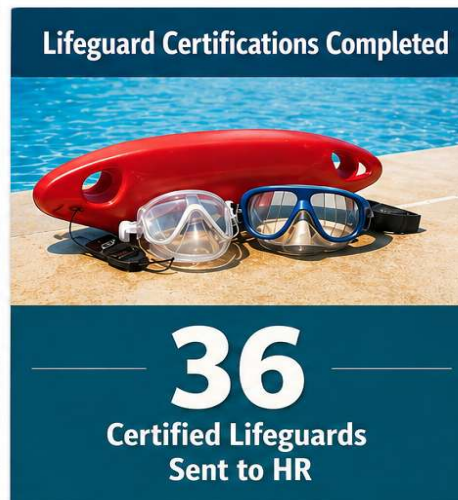
Second quarter financials: \$22.1 million total funding, \$3.6 million available in budget allocation.



Agency vacancies: 29+ full-time equivalent positions.

NORD Summer Season Update

as of 4.27.26






Programming Division


- Centers
- Aquatics
- Multi Programs
- Athletics

Recreation Centers

NORD COMMISSION

Recreation Center Based Programming

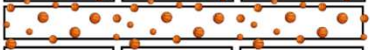

Fitness Centers			Free Play Pickleball		
St. Bernard 2025 = 505 2026 = 344	Milne 2025 = 2683 2026 = 1886	Rosenwald 2025 = 257 2026 = 118	Lyons 2025 = 423 2026 = 541	Treme 2025 = 92 2026 = 94	Joe W. Brown 2025 = 117 2026 = 96
AP Sanchez 2025 = 1177 2026 = 444	Treme 2025 = 1845 2026 = 492	Cut Off 2025 = 185 2026 = 27	Gernon Brown 2025 = 3599 2026 = 1270	Morris FX Jeff 2025 = 2917 2026 = 650	
Stallings St. Claude 2025 = 430 2026 = 156	Spartan's Boxing • 2025 = 2233 • 2026 = 777 Boxing is located at the Milne Rec Center.	Golf • 2025 = 32 • 2026 = 0 Golf is located at the Milne Rec Center.	Ballroom Dancing • 2025 = 483 • 2026 = 69 Ballroom dancing takes place in the Treme Community Center.	Kid Cafe • 2025 = 9289 • 2026 = 3049 Kid Cafe is available in designated recreation centers.	



NORD COMMISSION

Recreation Center Based Programming

Free Play Basketball			FINOLA		
Joe W. Brown 2025 = 599 2026 = 897	Milne 2025 = 402 2026 = 317	Rosenwald 2025 = 3394 2026 = 450	Joe W. Brown 2025 = 1639 2026 = 0	Milne 2025 = 1216 2026 = 390	Rosenwald 2025 = 2918 2026 = 112
AP Sanchez 2025 = 2890 2026 = 628	Lyons 2025 = 436 2026 = 74	Gernon Brown 2025 = 1382 2026 = 267	AP Sanchez 2025 = 2008 2026 = 0	Lyons 2025 = 2634 2026 = 447	Gernon Brown 2025 = 869 2026 = 212
St. Bernard 2025 = 3088 2026 = 146	Treme 2025 = 1089 2026 = 569	Stallings St. Claude 2025 = 3667 2026 = 934	Desire Florida 2025 = 3664 2026 = 229	Treme 2025 = 54 2026 = 0	Stallings St. Claude 2025 = 81 2026 = 0
Cut Off 2025 = 2478 2026 = 356	Morris FX Jeff 2025 = 2382 2026 = 1048		Cut Off 2025 = 222 2026 = 0	Morris FX Jeff 2025 = 383 2026 = 28	Brake Tag Station 2025 = 1025 2026 = 0











Considerations:

Recreation centers hosted NORD basketball practices and games beginning December 2025 through end of February 2026.

NORD COMMISSION

Recreation Center Based Programming

Free Play Volleyball			E-Sports		
Joe W. Brown 2025 = 197 2026 = 60	Morris FX Jeff 2025 = 345 2026 = 109		Joe W. Brown 2025 = 96 2026 = 31	Milne 2025 = 342 2026 = 248	Cut Off 2025 = 249 2026 = 68
St. Bernard 2025 = 199 2026 = 563	Gernon Brown 2025 = 413 2026 = 143			Lyons 2025 = 178 2026 = 15	
Walking Club			Basketball FUNDamentals		
Rosenwald 2025 = 66 2026 = 29	Treme 2025 = 101 2026 = 28		Joe W. Brown 2025 = 1689 2026 = 0	St. Bernard 2025 = 28 2026 = 173	Rosenwald 2025 = 749 2026 = 961
Cut Off 2025 = 100 2026 = 24	AP Sanchez 2025 = 3 2026 = 23			Treme 2025 = 26 2026 = 15	



Aquatics Division



NORD COMMISSION AQUATICS DIVISION PROGRAMMING DASHBOARD



GERT TOWN NATATORIUM		
PROGRAM	1/1/25 - 12/31/25	1/1/26 - 4/16/26
Water Aerobics	7,447	1,916
Lap Swimming	5,948	1,787
Open / Family Swim	4,461	862
Swim Lessons	1,977	348
Swim Team	898	374

JOE W BROWN NATATORIUM		
PROGRAM	1/1/25 - 12/31/25	1/1/26 - 4/16/26
Water Aerobics	4,451	63
Lap Swimming	1,722	17
Open / Family Swim	2,855	2
Swim Lessons	761	0

SANCHEZ NATATORIUM		
PROGRAM	1/1/25 - 12/31/25	1/1/26 - 4/16/26
Water Aerobics	2,083	1,568
Lap Swimming	1,591	1,064
Open / Family Swim	1,921	815
Swim Lessons	413	483

GEORGE V. RAINEY NATATORIUM		
PROGRAM	5/2/25 - 12/31/25	1/1/26 - 4/16/26
Water Aerobics	9,563	2,600
Lap Swimming	2,054	1,012
Open / Family Swim	4,802	432
Swim Lessons	1,491	443

TREME NATATORIUM		
PROGRAM	1/1/25 - 12/31/25	1/1/26 - 4/16/26
Water Aerobics	11,594	1,441
Lap Swimming	6,249	1,216
Open / Family Swim	5,838	808
Swim Lessons	2,967	86

Considerations:

- George V Rainey opened May 2, 2025.
- JWB was closed January 9th–April 13, 2026, due a broken pool pump; once it reopened the pool boiler went out and now is experiencing low usage.
- Treme pool heater went out in March – April 2026 and due to low water temps, usage was lower than normal, but the pool remained opened.
- Sanchez pool was closed January 2025 – May 2025 due to desert air system damage and replacement.



Multi-Programs

Cultural Programs Attendance Record 2025 vs. 2026

PIANO LESSONS		
	2025	2026
Cut Off	15	1
Gernon Brown	40	17
Milne	87	117

GUITAR LESSONS		
	2025	2026
Rosenwald	64	0

CERAMICS		
	2025	2026
Gernon Brown	80	0

ARTS & PAINTINGS		
	2025	2026
Milne	57	109
Treme	68	18

SENIOR CHOIR		
	2025	2026
Milne	800	317

Cultural Programs Attendance Record 2025 vs. 2026

Tekrema (Cultural Program Partner)		
	2025	2026
Sanchez	1344	522

N'Kafu (Cultural Program Partner)		
	2025	2026
Treme	901	349

LYFE of Dance (Cultural Program Partner)		
	2025	2026
St. Bernard	696	332

NOBA Senior Dance Fitness		
	2025	2026
Morris FX Jeff	863	557
Cut Off	40	163
Rosenwald	969	0
Joe W. Brown	—	1114

NOBA (Cultural Program Partner) 2025-2026 YOUTH ENROLLMENT		
Treme	98	575
Gernon Brown	73	
Cut Off	61	
Stallings St. Claude	106	
Rosenwald	72	
Joe W. Brown	36	
Morris FX Jeff	31	
Lyons	51	
Desire Florida	47	




Considerations:

- Classes and program offerings vary by recreation facility and are based on demand and space accommodations.
- Classes such as piano, guitar, ceramics, arts & senior choir are led by NORD Multi-Programs staff, whereas dance programs such as Tekrema, LYFE of Dance and N'Kafu are led by programmatic partners. NOBA is a programmatic partner, and we have a NORD employee who also works for NOBA.




Multi-Programs

Family Game Nights



Family Game Nights are held every other month at a different recreation center. There were 6 game nights in 2025, compared to 2 game nights held year to date for 2026.


Year	Number of Game Nights
2025	326
2026	148



Special Needs Mardi Gras Ball


Special Needs Mardi Gras Ball is a signature NORD event held 2 weeks before Mardi Gras every year at the Joe W. Brown Recreation Center.

Year	Attendance
2025	500
2026	480



TEEN COUNCIL
NORD
NOLA'S FUTURE LEADERS


NORD Teen Council
2025-2026 School Year
250 registered teens ages 13 - 17
120 average monthly attendance



NORD Outdoors Programming Participation Totals

Activity	2025 Participation	2026 Participation
Open Archery	~1400	~400
Open Canoeing	~1500	~200
Open Fishing	~600	~500
Nature Photo Contest	~100	~100
Family Campout	~100	~100

All NORD Outdoors Programming takes place in Joe W. Brown Park.



SUMMER CAMP EXPO

EVERY YEAR CAMP REGISTRATION BEGINS ON THE 2ND SATURDAY OF MARCH!

Summer Camp Expo 2025 vs 2026 Attendance and Applications Received

Category	2026	2025
Summer Camp Expo Attendance	674	696
Summer Camp Applications Processed	1243	925

Athletics

NORD Athletic Participation by Sport and League

The 2024 and 2025 athletics participation data provide the most accurate and complete basis for evaluating NORD’s current athletic programming performance. Preliminary 2026 data exists; however, it is limited to only two sports—basketball and track & field—and does not yet reflect full seasonal participation across NORD’s athletic portfolio.



Sport	League	2024	2025
Tackle Football	Park	1622	1627
	Middle School	1103	1125
	All-Star	150	150
Volleyball	Park	91	136
	Middle School	98	110
Cheerleading	Park	116	112
	Middle School	127	136
Basketball	Park	734	862
	Middle School	268	276
	Biddy	48	48
Track & Field	Combined	681	716
Baseball	Park	512	519
	Little League	96	102
Softball	Park	137	128
Flag Football	Park	328	410
Soccer (Partners)		200	631





Facilities & Maintenance Division

2026 Projects Updates

Facility	District	Project	Comments	Estimated Cost
Lakeview Playground	A	Roof Replacement	Work in progress	\$21,389.70
Larry Gilbert Stadium	A	Underground Plumbing Repairs	Work in progress	\$6,380.00
Gernon Brown Rec Center	A	Roofing Repair	Funding Approved	\$2,367.84
Gert Town Pool	B	HVAC Duct Repair	Awaiting funding Approval	\$5,000.00
Gert Town Pool	B	Pool Replaster	Awaiting Funding Approval	\$57,548.00
Gert Town Pool	B	Pool Pack Unit Repair	Awaiting Funding Approval	\$50,000.00
Wisner Dog Run	B	Water Fountain Repair	Awaiting Funding Approval	\$3,630.00
Delcazel Playspot	C	Playground Repairs	Algiers Development District in Progress	\$22,822.30
Morris FX Jeff, Sr Stadium	C	Concrete Flat Work Visitors Side	Algiers Development District in Progress	\$26,560.00
Morris FX Jeff Sr. Stadium	C	Press Box Renovations	Algiers Development District in Progress	\$23,701.57
Morris FX Jeff Sr. Stadium	C	Install 4ft fencing	Algiers Development District in Progress	\$8,129.94
Treme Rec Center	C	Pool Equipment Room Wall Repairs	Awaiting Funding Approval	\$17,950.00
Hunter's Field	D	Storm Drain and Paver Repair	Contract Routing	\$8,989.43
St Bernard Rec Center	D	Elevator Repair	Work in progress	\$39,767.95
Goretti Playground	E	HML Repairs	Pricing submitted awaiting PO	\$15,850.00
Joe Brown Park Victory Track	E	Track Resurface	Funding Approved	\$454,800.00
Joe Brown Park Lagoon	E	Aerator Repairs	Funding Approved	\$32,500.00
Joe Brown Pool	A	Replace Pool Heater	Submitted for approval	\$65,000.00

TOTAL: \$862,386.73

Facilities and Maintenance Project Status



2026 Completed Projects

Facility	District	Project	Comments	Estimated Cost
Easton Playground	A	Electrical Repair (HML)	Completed	\$13,015.00
Larry Gilbert Stadium	A	HML Repair	Completed	\$6,400.00
Lyons Rec Center	B	Underground Plumbing Repairs	Completed	\$11,160.00
Harold Gene Devore	C	HML Repairs	Completed	\$23,150.00
Morris FX Jeff, Sr. Rec Center	C	HVAC Heater Two new Coils	Completed	\$10,600.00
Morris FX Jeff, Sr. Stadium	C	Install Concrete Dumpster Pad	Completed	\$9,800.00
Pontchartrain Playground	D	Clubhouse Roof Repair	Completed	\$2,621.45
Pontchartrain Playground	D	HML Repairs	Completed	\$5,840.00
St Bernard Rec Center	D	HVAC Chiller Coil Replacement	Completed	\$40,873.00
St Bernard Rec Center	D	Pool Coping Repair	Completed	\$4,850.00
Wesley Barrow Stadium	D	Replace Pumps in Lift Station	Completed	\$14,250.00
Goretti Playground	E	Clubhouse Roof Repair	Completed	\$7,041.29

Facilities and Maintenance Project Status





2026 Pool Updates

No.	Pools	District	Comments
1	AL Davis	B	Contract being routed for repairs. Pool has structural damage as well as filtration system issues. Pool filter sand media needs to be replaced. Project in progress for repairs
2	Sanchez Natatorium	E	Pool open and operational
3	Federal City	C	Water in pool. Pool filter sand media needs to be replaced. Pool has a small leak with no visible signs of flooding
4	George V. Rainey Natatorium	C	Pool open and operational
5	Gert Town Natatorium	B	Pool Open. Quotes being gathered for Pool Tub repair. Pool Filters sand media requires replacement in 2026/27. Repair / Replace two ventilation support wires.
6	Harrell	A	Structural damage to pool tub. Pool does not hold water. Quoting repairs Vandalism repairs completed. Deck issues as well as bottom of pool under research for solution. Pool Filters sand media need to be replaced.
7	Joe W. Brown Natatorium	E	Pool Pump replaced. Pool Heater damaged beyond repair due to elements, Quote received for replacement. Pool Filters sand media will require replacing 2027/2028. Quote is being processed.
8	Lemann	C	Pool prepped and painted.. Pool Filters sand media need to be replaced. Pool pit does leak when pit is filled but not when pump is running.
9	Lyons	B	Pool Prep has begun. Working on quotes for tub repair 2026. Structural Damage. Side wall separated from pool inhibiting full circulation. Pool Filters need sand media replaced.
10	Pradat	E	Pool prepped and painted. Vandalism/Trespassing a consistent problem. Pool Filters sand media need to be replaced. Pool deck needs to be addressed (Possible in house). Pool has a small leak in an unknown area no visible signs of flooding but level drops regularly.
11	Rosenwald Center	B	Pool prep has begun. Pool Filters sand media needs to be replaced
12	Sampson	D	Pool Prepped and Painted. Pool slated for Capital Projects renovations. Pool Filters sand media need to be replaced. Current piping leaks in pit.
13	St Bernard Center	D	Pool prepped and Painted. Pool deck repairs completed. Pool Drain has issues with Pool Filter sand media needs to be replaced.
14	Stallings Gentilly	D	Pool prepped and painted. Pool pump at location waiting on parts. Structural damage. Pool leaks more than last year. Filters/sand need to be replaced. Working on quotes for tub repair 2026 possible Capital Project in future.
15	Stallings St Claude	C	Pool filters sand media require replacement
16	Taylor	B	Mechanical issues filtration system needs total replacement(Vandalism). Water source needs to be replaced(Theft Vandalism).Pool filters sand media needs to be replaced. Vandalism a constant factor. Pool is also closed due to stormwater mitigation project.
17	Treme Natatorium	C	Pool open. New Pool Boiler installed Startup completed unit is operational. Pool Filters sand media will need replacing 2028/2029
18	Whitney Young	A	Pool prepped and painted. Pump room needs to be rewired. Structural damage. Pool leaks when topped off. Pool Filters sand media need to be replaced




2026 Playground Safety Surfaces

Site	Description	Council District	Estimated Cost	Comments
Daneel Playground	Damaged Safety Surface	A	\$117,530.00	Recommend total replacement. Will require updated quote
Desmare Playspot	Damaged Safety Surface	A	\$37,357.00	Recommend total replacement. Will require updated quote
Easton Playground	Damaged Safety Surface	A	\$65,000.00	Recommend total replacement. Will require updated quote
Harrell Playground	Damaged Safety Surface	A	\$50,000.00	Recommend total replacement. Will require updated quote
Burke Park	Damaged Safety Surface	B	\$57,020.00	Recommend total replacement. Will require updated quote
Evans Playground	Damaged Safety Surface	B	\$36,114.00	Recommend total replacement. Will require updated quote
Lyons Playground	Damaged Safety Surface	B	\$49,975.00	Recommend total replacement. Will require updated quote
Norwood Thompson Playground	Damaged Safety Surface	B	\$62,000.00	Recommend total replacement. Will require updated quote
Soraparu Playspot	Damaged Safety Surface	B	\$59,500.00	Recommend total replacement. Will require updated quote
Wisner Playground	Damaged Safety Surface	B	\$49,000.00	Recommend total replacement. Will require updated quote
Cut-Off Playground	Damaged Safety Surface	C	\$40,000.00	Recommend total replacement. Will require updated quote
River Playground – Play structure Pad Only	Damaged Safety Surface	C	\$48,780.12	Recommend total replacement. Will require updated quote
Bunny Friend Playground	Damaged Safety Surface	D	\$58,164.00	Recommend total replacement. Will require updated quote
Donnelly Playspot	Damaged Safety Surface	D	\$25,000.00	Recommend total replacement. Will require updated quote
Filmore Playground	Damaged Safety Surface	D	\$41,000.00	Recommend total replacement. Will require updated quote
FP Jackson Playspot	Damaged Safety Surface	D	\$30,000.00	Recommend total replacement. Will require updated quote
Hardin Playground	Damaged Safety Surface	D	\$71,319.00	Recommend total replacement. Will require updated quote
Harris Playground	Damaged Safety Surface	D	\$49,600.00	Recommend total replacement. Will require updated quote
Mirabeau Playspot	Damaged Safety Surface	D	\$36,500.00	Recommend total replacement. Will require updated quote
Odile Davis Playground	Damaged Safety Surface	D	\$29,648.00	Recommend total replacement. Will require updated quote
Pontchartrain Playground	Damaged Safety Surface	D	\$43,800.00	Recommend total replacement. Will require updated quote
Schabel Playspot	Damaged Safety Surface	D	\$36,200.00	Recommend total replacement. Will require updated quote
St. Bernard Rec. Center	Damaged Safety Surface	D	\$56,000.00	Recommend total replacement. Will require updated quote
St. James Playspot	Damaged Safety Surface	D	\$42,000.00	Recommend total replacement. Will require updated quote
St. Roch Playground	Damaged Safety Surface	D	\$45,000.00	Recommend total replacement. Will require updated quote
Eastshore Playground	Damaged Safety Surface	E	\$51,000.00	Recommend total replacement. Will require updated quote
Kingswood Playground	Damaged Safety Surface	E	\$76,345.00	Recommend total replacement. Will require updated quote
Oliver Bush Playground	Damaged Safety Surface	E	\$51,200.00	Recommend total replacement. Will require updated quote
Village De' Lest Playground	Damaged Safety Surface	E	\$69,328.65	Recommend total replacement. Will require updated quote
TOTAL			\$1,484,380.77	



Financial Analysis



Budget to Actual Through March 2026

NORDF	Revolving Fund	NORDC Trust	TOTAL						As of March 31, 2026
986,717	1,588,429	51,929	23,139,823						
4%	7%	0%							

2026 Adopted Budget (GF & CDBG)		2026 YTD Expenditures (GF & CDBG)			Variance (GF & CDBG)			Variance %
Operating	Total	Personnel	Operating	Total	Personnel	Operating	Total	
1,145,008	2,844,882	364,205	132,364	496,569	1,335,669	1,012,644	2,348,313	82.5%
60,060	1,019,867	162,347	2,677	165,024	797,460	57,383	854,843	83.8%
1,210,796	3,978,183	592,782	267,680	860,462	2,174,605	943,116	3,117,721	78.4%
228,120	1,563,036	455,486	62,692	518,179	879,430	165,428	1,044,857	66.8%
266,000	3,948,473	844,673	55,743	900,415	2,837,800	210,257	3,048,058	77.2%
66,500	5,603,038	439,691	23,116	462,807	5,096,847	43,384	5,140,231	91.7%
784,806	1,105,269	64,542	164,600	229,142	255,921	620,206	876,127	79.3%
0	450,000	0	0	0	450,000	0	450,000	0.0%
3,761,290	20,512,748	2,923,727	708,872	3,632,599	13,827,731	3,052,418	16,880,149	82.3%

For adopted 2026 budget. Statement to move excess and our teen stipend programs.

Additional YTD Expenditures(not General Fund or CDBG)				YTD as of 2/28/2026
	Personnel	Operating	Total	
NORD Foundation	0	49,413	49,413	
NORDC Revolving Fund	0	122,371	122,371	
FEMA & Bond Funds	0	0	0	
In-Kind	0	0	0	
Total non-GF Expenditures	0	171,784	171,784	

Personnel	Filled Positions	Vacant Positions	% of positions filled
Permanent Full Time			
Equivalents	185.86	29.15	86%





Quarter 1 Available Budget Allocation

IN DEVELOPMENT COMMISSION						Q1 Released Budget	
1947	2022	GF	CDBG	NORDF	Revolving Fund	NORDC Trust	TOTAL
		19,407,479	1,105,269	986,717	1,588,429	51,929	23,139,823
		84%	5%	4%	7%	0%	

	2026 Q1 Amount Released to Date (GF & CDBG)	2026 Amount Expended and Encumbered Through 3/31/2026 (GF & CDBG)	Variance (GF & CDBG)	Variance % Remaining
org code	Operating	Operating	Operating	
7001 - Admin	286,249	132,364	153,885	53.8%
7002 - Special	15,015	2,677	12,338	82.2%
7003 - Maint	302,698	267,680	35,018	11.6%
7004 - Athletics	57,027	62,692	(5,665)	-9.9%
7005 - Rec Cntr	66,500	55,743	10,757	16.2%
7006 - Aquatics	16,625	23,116	(6,491)	-39.0%
7007-CDBG	784,806	164,600	620,206	79.0%
7124-TEENS**	450,000	0	450,000	0.0%
	1,978,920	708,872	1,270,048	64.2%

**Funds were not included in our adopted 2026 budget.
 NORDC completed a budget adjustment to move excess aquatics personnel dollars to fund out teen stipend programs.



March Financial Facts at a Glance

Administration



\$1,699,874—Personnel
\$364,205-Personnel
 \$ 1,145,008- Operating
\$132,364-Operating

Vacancy FTEs

Vacancies: 29.15

Athletic Programming



\$ 1,334,916-Personnel
\$455,486-Personnel
 \$228,120- Operating
\$62,692-Operating

Teen Stipends

\$450,000 - Personnel

Revolving Fund

\$1,588,429 – Operating
\$122,371 - Operating

Balance Allocation

\$22,153,106/**\$3,632,599**



Multi- Programming

\$959,807 – Personnel
\$162,347- Personnel
 \$60,060- Operating
\$2,677-Operating
 \$ 1,105,269 – CDBG
\$229,142.

NORDC Trust

\$51,929



Revolving Fund/Self Generating



2026 Through 4/20/2026

\$86,094

Maintenance



\$2,767,387 – Personnel
\$592,782- Personnel
 \$1,210,796- Operating
\$267,680- Operating

Aquatics

\$5,536,538 – Personnel
\$439,691- Personnel
 \$66,500 - Operating
\$23,116- Operating



Recreation Centers

\$3,682,473 - Personnel
\$844,673 - Personnel
 \$266,000- Operating
\$55,743



Revolving Fund/Special Revenue Allocation

YTD April 20th

2025 Self Generating Revenue

Revenue Sources:	
• Facility Rentals	\$225,803
• Tennis Center Revenue	\$33,213
• Admission & Concession Revenue	\$112,070
• Summer Camp	\$16,320
• Athletics Registration	\$3,770
• Act No. 892 Session 2008	\$50,000
• Mardi Gras Parking	\$2,370
• Misc. Vendor Refunds	\$0
• NORD Merchandise Sales	\$30
• Jazz Fest Parking	\$3,381
Total Revenue Generated	\$446,957*
* - Unaudited	

2026 Self Generating Revenue

Revenue Sources Year to Date:	
• Facility Rentals	\$66,965
• Tennis Center Revenue	\$8,789
• Admission & Concession Revenue	\$3,715
• Summer Camp	\$0
• Athletics Registration	\$0
• Act No. 892 Session 2008	\$1,080
• Mardi Gras Parking	\$0
• Misc. Vendor Refunds	\$5,505
• NORD Merchandise Sales	\$0
• Jazz Fest Loading – Stallings Gentilly	\$40
• Jazz Fest Loading – Stallings Gentilly	\$0
Total Revenue Generated	\$86,094*
* - Unaudited	

